

Registration Guide

- 1) Visit www.godfrey.co.in and go to My Account section.

Godfrey is a house of fashion with an eclectic mix of clothing for men, women and kids. With a utilitarian, trendy and premium quality approach to clothing, it has become the clothing brand of choice where customers love to buy their fix of sweaters, sweatshirts, t-shirts, cardigans and much more. Fashion savvy designs in finest quality materials make them the preferred choice of one and all.

Online shopping in India has come of age and people from all walks of life are eager to buy online, given the sheer variety and newest styling. With trendy urban wear that is chic and affordable, Godfrey makes your experience of online shopping for clothes in India memorable. The suave and casual menswear collection makes these clothes perfect for online shopping for men in India. Also, the exhilarating array of kids wear has gained an ardent following. Shop with us for a truly unique and unforgettable experience, both in terms of product and service.



MY ACCOUNT

[My Account](#)

[Returns and Exchange](#)

[My Orders](#)

[My Wishlist](#)

INFORMATION

[About Us](#)

[Privacy Policy](#)

[Term of Use](#)

CUSTOMER SERVICES

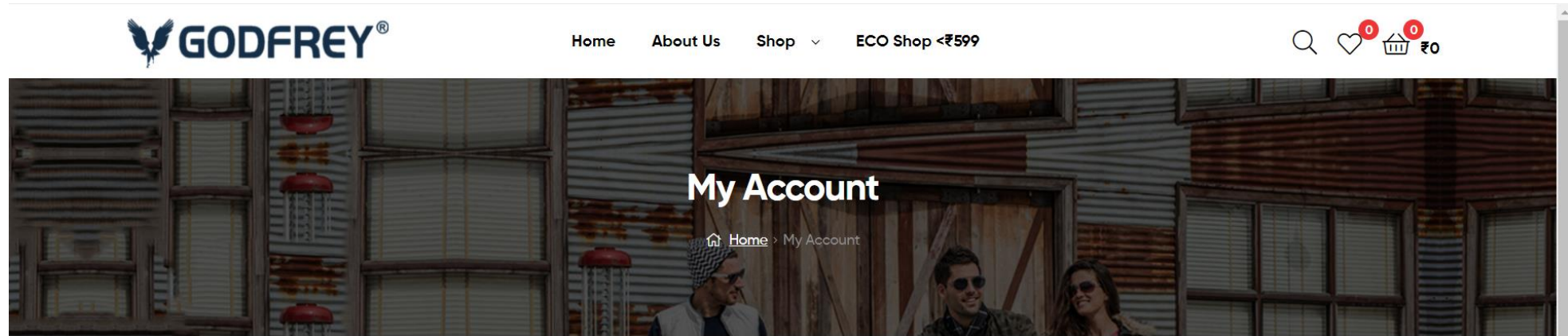
[Contact Us](#)

[Loyalty Program](#)

↓
Scroll Down

Registration Guide

2) Register new account.



Login

Username or email address *

Password *

Log in

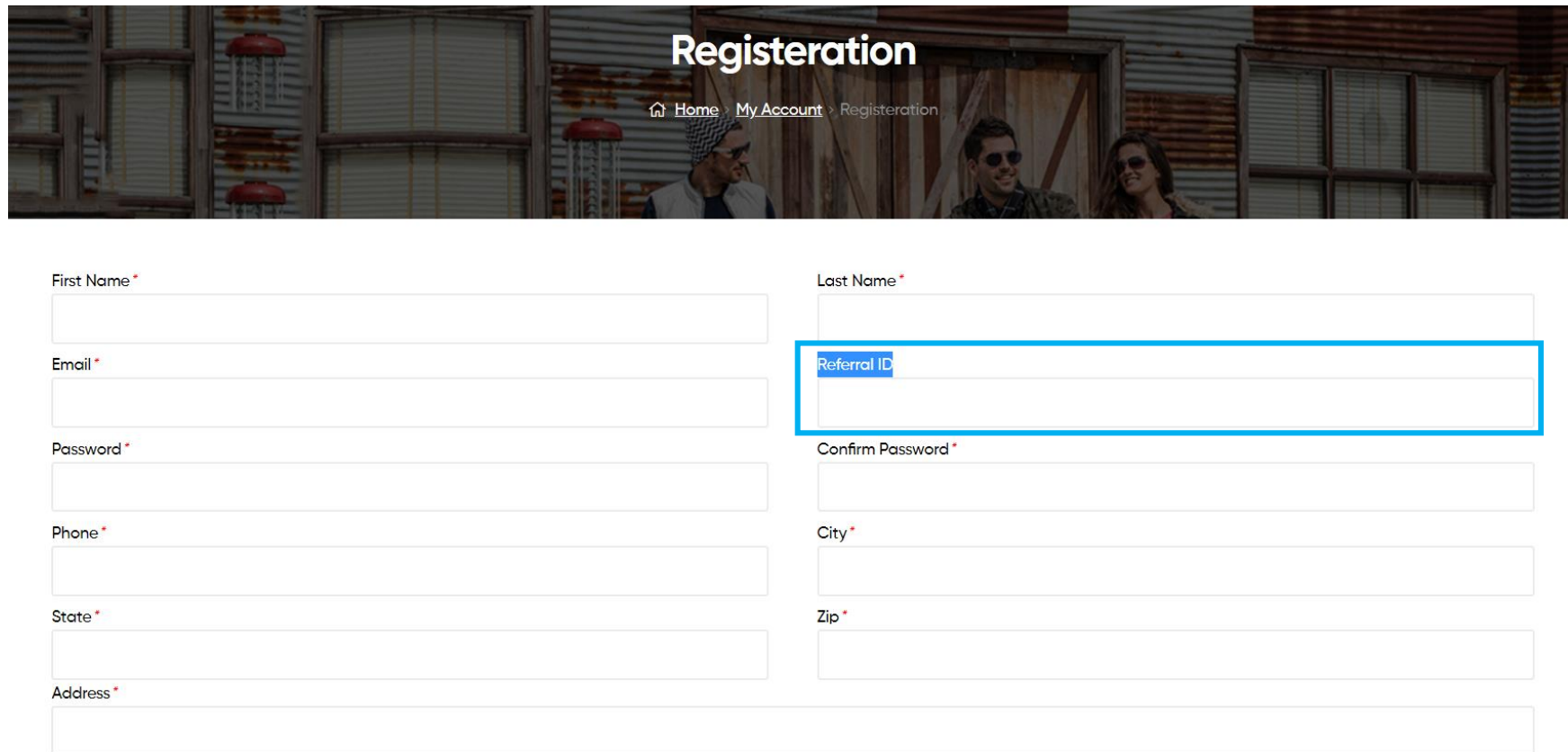
Remember me

[Lost your password?](#)

Account Register

Registration Guide

- 3) Fill all the mandatory details.
- 4) **Referral ID:** Enter the reference ID shared to you, else Leave Blank If you don't have referral ID.

A screenshot of a web registration form. The header features a dark banner with a photo of three people and the word "Registration" in white. Below the banner is a breadcrumb trail: "Home > My Account > Registration". The form consists of several input fields arranged in two columns. The left column includes fields for "First Name", "Email", "Password", "Phone", "State", and "Address". The right column includes fields for "Last Name", "Referral ID", "Confirm Password", "City", and "Zip". The "Referral ID" field is highlighted with a blue border. At the bottom center, there is a red "Submit" button.

Registration

[Home](#) [My Account](#) [Registration](#)

First Name *

Last Name *

Email *

Referral ID

Password *

Confirm Password *

Phone *

City *

State *

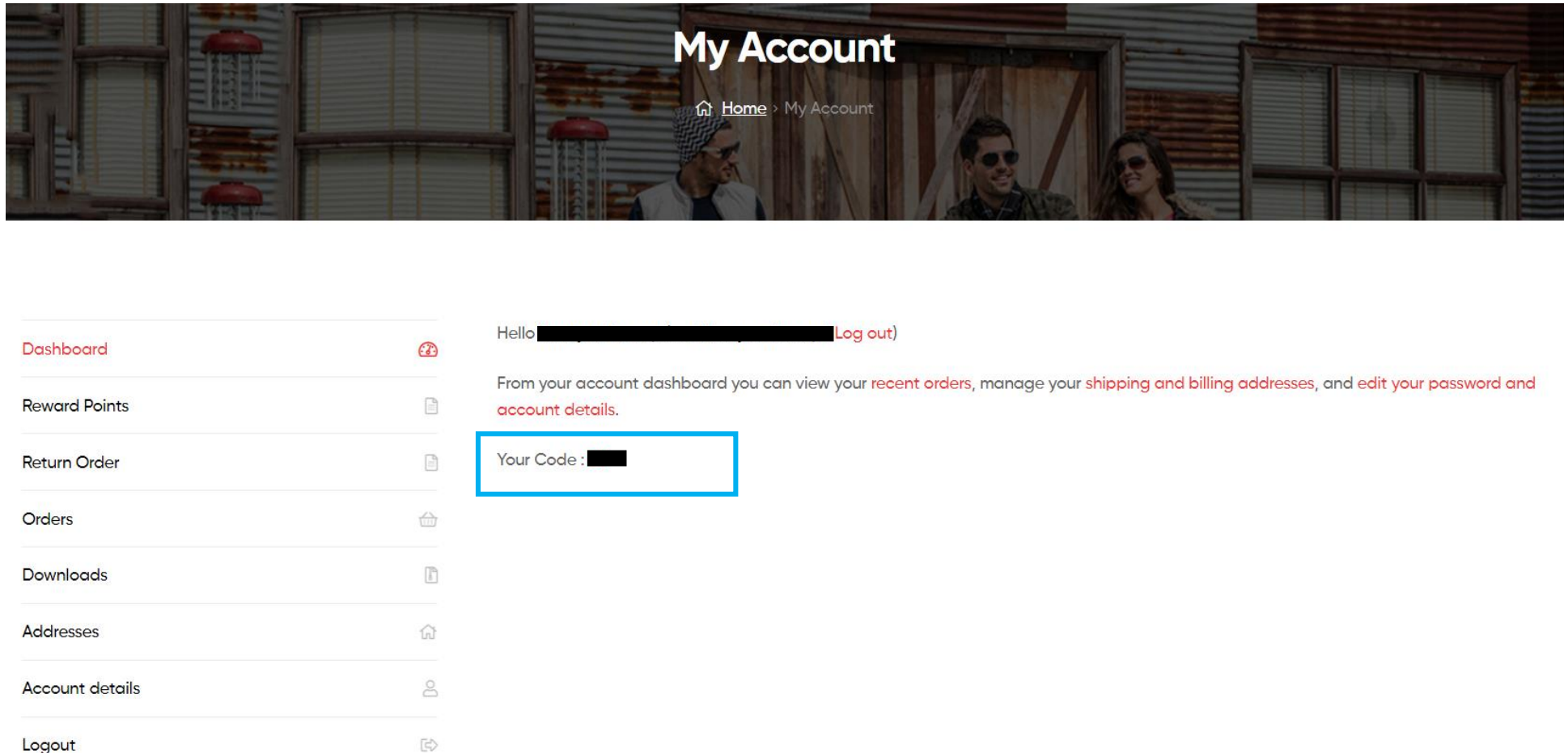
Zip *

Address *

Submit

Registration Guide

5) Now, go to my account section and share **Your Code** with the contact person.



Registration Guide

6) Share the KYC details shared with you with the Company **WhatsApp No. 7986764006**

Requirements:

- ID proof (Aadhar Card)
- PAN Card
- Bank Account No. & IFSE code

* Note Never share any of **your personal details / OTP / CVV / Credit/Debit Card No. / other account details** with anyone. Company **NEVER** asks for these details.

7) Your **Promo Code** will be generated by the GODFREY team.

Now just share this Promo Code with your costumers and ENJOY SELLING...

Welcome to GODFREY Virtual Shop!